



District Report Card: 2017


State: Nagaland	District: Kohima
Class: 3	Subject: Language
Schools: 41	Students: 499


Participation/Coverage


Students

<div>GENDER</div> <div></div>	Boys			Girls			
	Number		%	Number		%	
	219		43.89	280		56.11	

<div>AREA</div> <div></div>	Rural			Urban			
	Number		%	Number		%	
	139		27.86	360		72.14	

<div>CATEGORY</div> <div></div>	SC		ST		OBC		GEN	
	Number	%	Number	%	Number	%	Number	%
	56	11.22	393	78.76	9	1.80	41	8.22

<div>CWSN</div> <div></div>	LD	VI	HI	S&LD	ID	Oth
	0	1	0	1	1	0

<div>Management</div> <div></div>	Government			Government-aided		
	Number		%	Number		%
	499		100.00	0		0.00

Average Performance of Students in Language (%)

Overall	Gender		Area		Management		Social Group			
	Male	Female	Rural	Urban	Govt.	Aided	SC	ST	OBC	GEN
55.71	56.74	54.90	66.33	51.61	55.71	0.00	60.24	55.11	60.00	54.31

Performance on Learning Outcomes (LOs)

Learning Outcomes	Description	Average Performance(%)
L304	Reads small texts with comprehension i.e., identifies main ideas, details, sequence and draws conclusions	57.41
L312	Reads printed scripts on the classroom walls: poems, posters, charts etc.	52.30

Range of Performance of Students who Answered Correctly							
Below 30%		30% - 50%		50% - 75%		Above 75%	
Number	%	Number	%	Number	%	Number	%
75	15.03	164	32.87	125	25.05	135	27.05

Lowest Performing Learning Outcomes (LOs)

1 - Reads printed scripts on the classroom walls: poems, posters, charts etc. (52.30)

2 - Reads small texts with comprehension i.e., identifies main ideas, details, sequence and draws conclusions (57.41)